
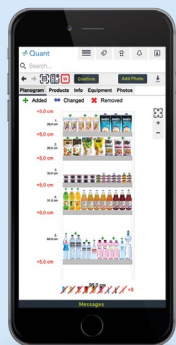
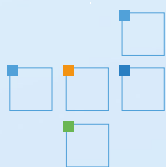




Intelligent Retail Management



Unique Features of Quant



Planograms

Store Specific Planograms

Thanks to intelligent automatic generation of sales-optimized planograms based on user-defined templates it is possible to maintain current planograms without much human effort even in large sales networks with diverse stores.

Multi-Equipment

When creating planograms in Quant you can easily switch between a zoom view which focuses on one selected segment, and a general view showing multiple logically connected elements at one time. All statistics immediately reflect any changes made, helping you create better planograms.

Delta Planograms

Quant's advanced life cycle management allows you to automatically detect and visualise differences between old and new planograms. Your store staff will greatly appreciate this feature and the speed of planogram implementation will markedly increase.

3D Visualisation

As well as superior performance in 2D, Quant also introduces you to the new world of 3D visualisation. View your store through your customers' eyes. Simply switch to 3D mode and take a virtual stroll through your store. Planograms can also be displayed as a 3D image. If you want to distribute a 3D planogram as a PDF file, just include it in the PDF settings.

Heat Maps / Labels

In addition to the standard visual planogram representation, Quant facilitates an analytical representation which displays product information relating to selected attributes and sales data. Heat maps reflecting the varying economic states of the products are a simple way to monitor product performance based on selected criteria.

Easy Publishing and Control

Our system allows easy publishing and control of planograms and their implementation process. The store staff can confirm implementation via web login and they will be automatically notified in case of delay. We offer a real time overview of states of implementation, and thanks to our intelligent reports, you can analyse the impact the planogram has on your business and logistic results.

Space Planning

Equipment Overviews

Do you want to know in which stores you have a meter rack of a selected type with seven shelves? How many supplier racks your stores are equipped with? From which materials pictograms in store for which you need to create a new one are made? You will easily find answers to these questions in equipment overview in Quant.

Multilayer Floor Plans

Floor plan components can be organized into logical layers such as racks, walls, marketing equipment or technical floor plan. At the same time, it is possible to set validity dates for the layers and work with special floor plan variants for different seasons.

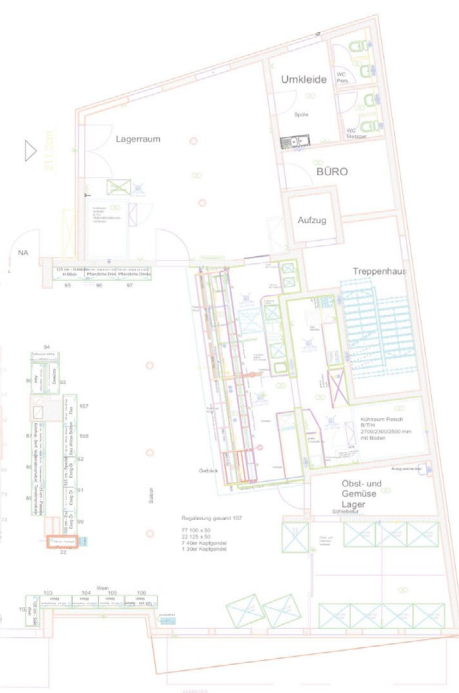


Integrated Floor Planning

Design floor plans for your facilities and shops with great ease using the integrated floor planning tool. You can design the space in whatever way you please, from simple shelving diagrams to detailed plans including walls, doors, windows, cash desks and photo documentation. Quant supports multiple floorplan versions per store reflecting seasonal specifics so you don't have to make the same changes every year.

Space to Sales Overview

The space assigned to categories can be individually optimised for each store based on either market or store sales data. Thanks to the unique "Space to Sales" analysis you receive immediate feedback on each change in category space distribution.



Shelf Labels

Quant includes a sophisticated system for managing of shelf edge labels (SELs). We have developed this system to be simple and understandable for stores staff, to save their time and printing costs.

What are the benefits?

- Saves staff time and printing costs.
- Simple and understandable use for stores.
- Automatic detection of changes in SELs.
- Unlimited possibilities in creating the default and action design of shelf labels.
- Possibility to insert notes for staff directly into SELs (equipment name, shelf position, etc.).
- Action SELs can be published before the start date of the action.
- Implementation of SELs in stores report.



Communication

Web Login

Web Login is a standard part of our system that allows you to publish planograms and related information to your stores and business partners and receive important feedback about planogram implementation, marketing and other activities managed in Quant. In this way you can eliminate costs relating to planogram printing.

Chat

Part of the web application is also online chat which allows a very fast communication of stores with the central office. The big advantage is the transparency of the whole communication. The entire history is available for all selected team members making it easy to collaborate on questions and remarks resolution.

Connection with Business Partners

Quant allows you to cooperate easily with your suppliers and other business partners thanks to web access — a further big advantage. Access can be offered, for example, as a service to your suppliers, and you can grant them access to your planograms and selected reports.

Polls

If you need to get information or feedback from your stores, you can create a poll in Quant and let the stores answer it on Quant web. The results are easy to evaluate and usable.

Automatic Notifications

Quant allows you to set up automatic sending of e-mail notifications for many important events such as publishing new planograms, delayed implementation or a new blog post. Design and content of the notifications is fully configurable. Moreover, you can use your corporate mailserver for sending notifications.

Blog

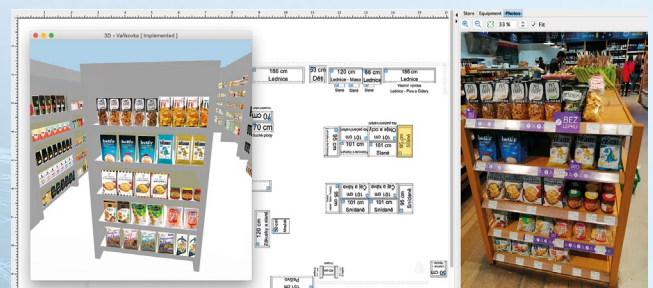
Quant Blog is a great alternative to sending bulk e-mails. You can easily create an article with information directly in Quant, schedule the publishing date and time, choose people to whom the blog post should be shown and whether the notification to their e-mail should be sent. Articles are traceable back and moreover you have an overview who has read them.

Photo Documentation of Stores

Quant can be used as an effective tool for a photo documentation of sales areas. Photos can be assigned together with notes not only to the whole store but also to specific equipment. Uploading is done via intuitive web application from your computer, tablet or phone.

What are the benefits?

- Easily accessible and high-quality photo documentation of stores is useful for many decisions.
- In combination with Quant tools for Space Planning it is possible to document the process and results of rebuildings.
- Photos can be connected to planogram implementation process and you can have a good overview about the quality of implementation.
- Photos uploaded from different places and devices are immediately available for preview to a central office.
- An intuitive user interface that works for different devices.
- Multi-user system with support of various roles and authorizations (store manager, region director, supplier, central office).

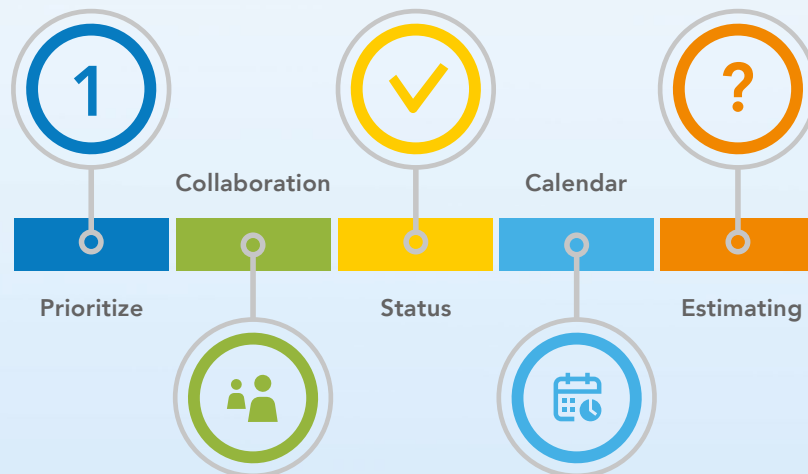


Quant Task Management

Quant offers an integrated Task Management to cover the management, planning and successful implementation of more complex tasks requiring cooperation of several users. This feature allows effective organization of activities, such as reconstruction planning, opening new stores and/or repairs of broken-down equipment.

What are the benefits?

- Complex tasks may be broken down into less complicated subtasks in an unlimited number of levels.
- Easy setting of dates, priorities and responsible persons.
- Automatic notifications.
- Automatic links to the context in which the task occurred. For example, if you create the task from a planogram detail, you do not have to manually specify what planogram, equipment or store is concerned.



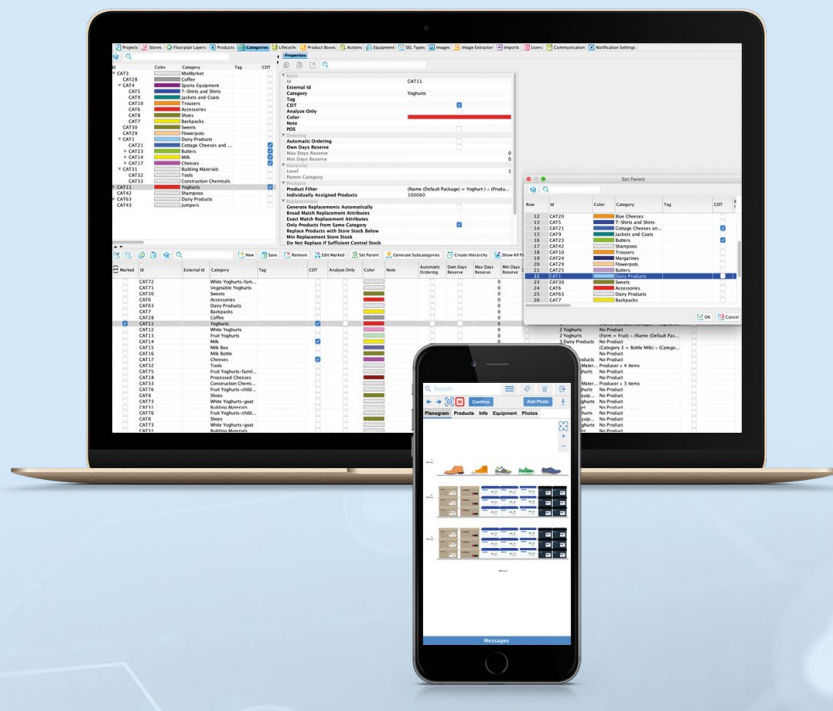
Category Management

Product Library

Quant's Product Library is very flexible and can be minutely altered to meet your needs. You will see and work only with attributes and information that is of interest to you. Daily automatic synchronization of data with your primary company database is carried out as a matter of course.

Flexible Category Hierarchy

Quant supports category hierarchies with unlimited number of levels and with the possibility to include one product into multiple hierarchy branches which is often useful when important products are displayed multiple times. Intelligent tools in Quant allow you to optimize the space shares of categories and their sub-categories and follow their sales and capacities in every store across the sales network.



Quant Cloud

Quant Cloud has all the advantages of cloud computing. Work from all over the world on the same projects as your colleagues and use the same database on different computers. No need to build complex infrastructure and overload your IT department.

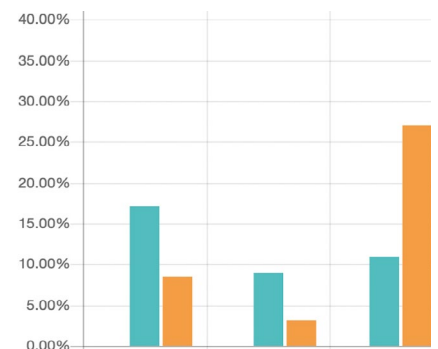
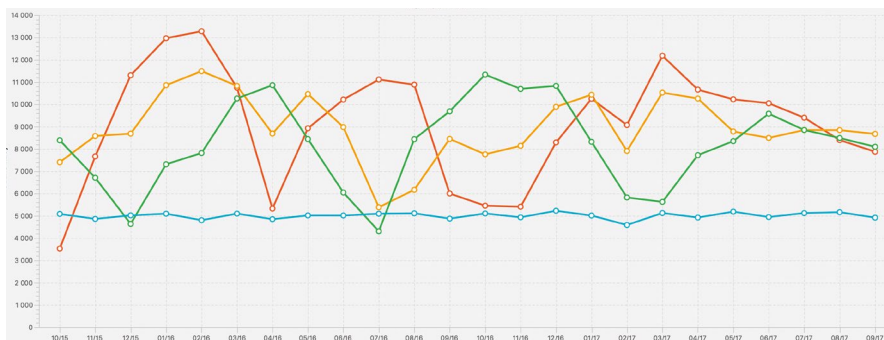
Powerful Reporting

Quant offers countless range of analyses:

- Development of product, category, subcategory, brand and supplier sales within an arbitrary group of stores.
- Report of most popular products of product groups.
- Detailed comparison of space and sales shares.
- Reports about equipment available in your stores.
- Overview about planogram implementation states.
- Compliance report comparing planogram data with the real time stock capacity of individual stores.



Success in category management depends highly on your ability to compute and analyse the results of your decisions, and on your business and marketing activities. Our system brings you a unique way to combine raw data like daily sales and stock reports from your stores with detailed planogramming data. This results in user-friendly and accessible statistics, helping you to recognise potential and to make the right decisions. All the tables in Quant contain powerful filtering and sorting functions, and offer the possibility to create pivot tables and export to XLS or CSV format.



Automatic Ordering

Quant allows you to use information about available space and displayed products together with sales data to automatically create orders of products. Orders can be also generated in the semi-automatic mode, which means that staff can modify the created order proposal before confirmation.

What are the benefits?

- Reducing of overstocks.
- Using of data from planograms without complex integration with external systems.
- Elimination of out of stock situations and increase in availability.
- Unified solution of direct orders and deliveries from central warehouses.
- Saving of staff time.

